

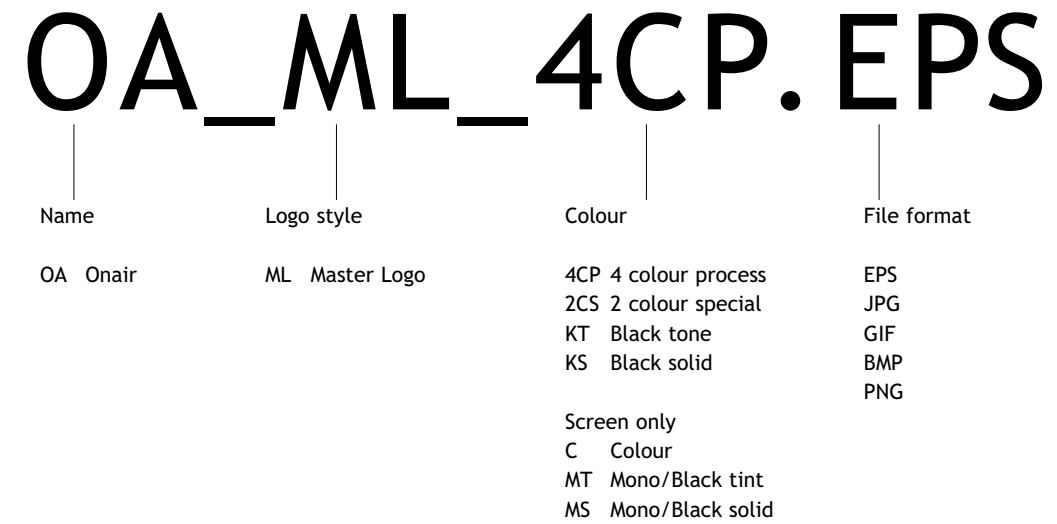


Onair logo library

September 2004

MASTER LOGO NAMING

Each master logo artwork has an identification code created from the naming matrix shown right. The following pages show all the logos available for your reference.



FILE FORMATS

Always ensure you choose the correct logo file format for your requirements.

PRINT

EPS

If you need the artwork for professional print purposes then use the EPS format. The EPS format is NOT supported in most office applications such as Microsoft Word and PowerPoint; use the BMP, PNG, JPG or GIF formats for these applications.

SCREEN

BMP

The BMP format is intended for use in office applications such as Microsoft Word and PowerPoint

JPG

The JPG format is intended for use in screen or desktop software that do not support the BMP format.

GIF


The GIF format is intended for use in web pages and other software, which do not support BMP or JPG formats.


PNG


The PNG format is intended for use in office applications such as Microsoft Word and PowerPoint where a transparent background is required.


MASTER LOGOS

FOR PRINT

4 colour process 

2 colour special 

Black tint 

Black solid 



OA_ML_4CP.EPS

OA_ML_2CS.EPS

OA_ML_KT.EPS

OA_ML_KS.EPS

FOR SCREEN

Colour 

Mono/Black tint 

Mono/Black solid 



Not required for screen



OA_ML_C.BMP
OA_ML_C.JPG
OA_ML_C.GIF
OA_ML_C.PNG

OA_ML_MT.BMP
OA_ML_MT.JPG
OA_ML_MT.GIF
OA_ML_MT.PNG

OA_ML_MS.BMP
OA_ML_MS.JPG
OA_ML_MS.GIF
OA_ML_MS.PNG

Please note that the colours shown on this page are not visually accurate for colour matching. When matching these colours you may also use Pantone® colours, the standards for which are shown in the current edition of the Pantone Colour Formula Guide. *Pantone is a registered trademark of Pantone, Inc.